












SYMBOL CHART

-  FLOW METER
-  FLEX HOSE
-  CHECK VALVE
-  FLOW DIRECTION
-  BALL VALVE
-  DIFFERENTIAL PRESSURE SENSOR
-  GATE VALVE
-  FILTER
-  BEAM POSITION MONITOR
-  PHOTON SHUTTER
-  FIXED MASK

BEAM DIRECTION 

SY#	CHANGE DESCRIPTION	BY	CH'D	DATE

ITEM	DWG/PART NUMBER	NOMENCLATURE OR DESCRIPTION	MATERIAL / SPEC	QTY
PARTS LIST				
UNLESS OTHERWISE SPECIFIED: ALL DIMENSIONS ARE IN INCHES				
TOLERANCES				
DECIMALS	ANGULAR		±N/A	
.X	±N/A		±N/A	
.XX	±N/A		±N/A	
.XXX	±N/A		±N/A	
SURFACE ROUGHNESS N/A				
REMOVE ALL BUMPS AND BREAK SHARP EDGES (3) MAX.				
SURFACE TEXTURE TO BE IN ACCORDANCE WITH LATEST ASH 54.1				
DIMENSIONING & TOLERANCING IN ACCORDANCE WITH LATEST ASH 114.3				
DO NOT SCALE DRAWING				
LOG NUMBER A2020301		THIS DRAWING IS THE PROPERTY OF ARGONNE NATIONAL LABORATORY		
DRAWN BY BRIAN W. BABCOCK	DATE 8/94	DATE 8/94	TITLE ADVANCED PHOTON SOURCE BENDING MAGNET FRONT END DEIONIZED WATER SYSTEM SCHEMATIC	
CHECKED BY T. KUZAY	DATE 8/94	DATE 8/94	PROJECT MGR T. KUZAY	
DESIGNER J. COLLINS	DATE 8/94	DATE	APPROVED/RELEASED	
RESPONSIBLE ENGINEER	DATE	DATE	DATE	
MATERIAL N/A		SCALE 1=1	SIZE D	DRAWING NUMBER P41020106-602000-01
		SHEET 1 of 1		